



*At eBlinds Australia we feel it is important for you to know that we do not import finished product. We are very proud that all blinds sold by eBlinds Australia are made to your requirements right here in Australia, by Australian workers.*

Each Roller Blind manufactured by eBlinds Australia is done so using only the highest quality componentry. All Roller Blind componentry is backed by our 5 year warranty. Please view our warranty section for further details.

All fabrics are cut to size using state of the art automated and semi automated machinery ensuring a perfect edge and square blind everytime.

### **Each Roller Blind comes standard with the following:**

- Aluminium Tube
- Under Roll (Back Roll)
- Your choice of Ivory, Beige, Black, Grey or White Mechanism's with Matching Brackets
- Your choice of Ivory, Beige, Black, Grey, White or Chrome Chain - **(Stainless Steel available at extra cost)**
- Your choice of Ivory, Beige, Black, Grey, White or Anodised Silver Round or Elipse Aluminium Baserail
- Child Safe Cord Tidy in compliance with the Child Safety Regulations.
- Installation Instructions
- Screws for Timber Installation
- Blinds over 2400mm wide x 2400mm drop (**length**) will have a Spring Assist Mechanism fitted at no extra charge, this enables the spring and not the lifting mechanism to carry the excess weight of the blind. This is vital for the continued smooth operation of the blind.

### **Large Roller Blinds**

Roller Blinds in excess of 2400mm wide may develop what is referred to in the industry as 'V-ing'. As all roller blinds are installed and suspended only by the ends there is subsequently no support in the centre. This can cause the tube to bow (**by as little as 1mm**) which in turn can make the fabric sag slightly in the centre, this is called 'V-ing'.

This is considered standard on all large blinds and can vary dependent on fabric weight and blind drop (**length**). Please consider this when ordering large roller blinds.

### **Blockout Blinds**

When ordering Blockout Roller Blinds there a couple of things to keep in mind:

- On some blockout fabrics it is not uncommon for some very small pinholes to be noticeable when the blind is down during daylight hours. This is most common on heavily textured fabrics due to the coating processes and is not a fault of the fabric.
- When ordering please pay special attention to the **Back Colour** as specified in the fabric description. As a number of blockout fabrics have a white, off white or cream coating on the back (**to maximise light and heat reflection**) the back coating colour will be noticeable on the top roll of the blind (**refer fig:1**). If this not acceptable to your situation, please consider ordering your blind as an Over Roll (Front Roll) (**refer fig:2**) **not available for Bonded Rollers**

## Under Roll (Back Roll) vs Over Roll (Front Roll)

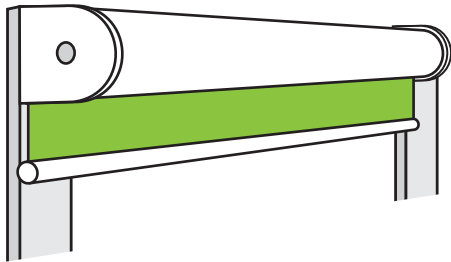


fig:1

### Under Roll (Back Roll)

**Advantage:** Minimises light bleed from the side of the blind due to the cloth being closer to the window. Also maximises insulation and privacy.

**Disadvantage:** The back coating (blockout blinds only) may be white, off white or cream (refer to relevant fabric sample) and will be exposed at the top of the blind.




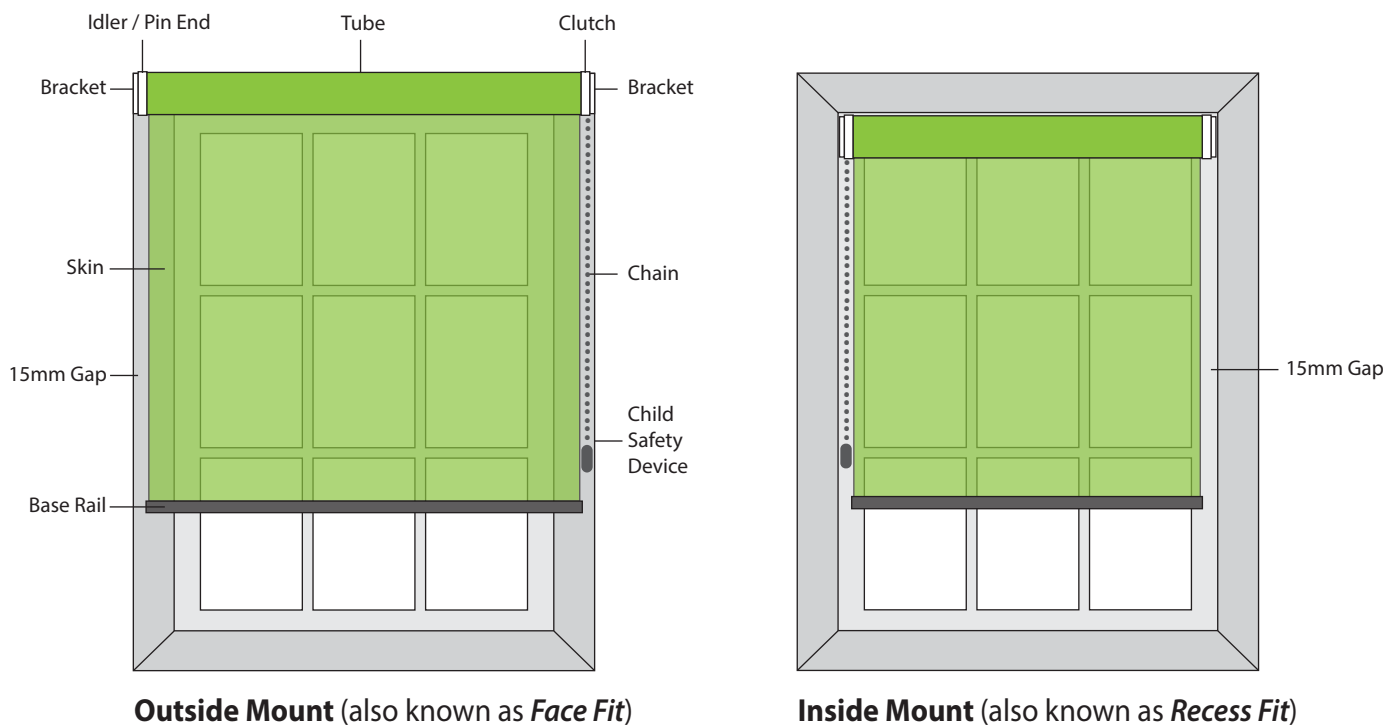
fig:2

### Over Roll (Front Roll) *Not available for Bonded Rollers*

**Advantage:** Hides the tube at the top of blind as well as the white, off white or cream backing as found on some blockout blinds.

**Disadvantage:** Increases light bleed from the side of the blind due to the cloth being further from the window. Also minimises insulation and privacy.

## Roller Blind Terminology



In both instances there will be an approximate 15mm gap to allow for the brackets & lifting mechanism.